

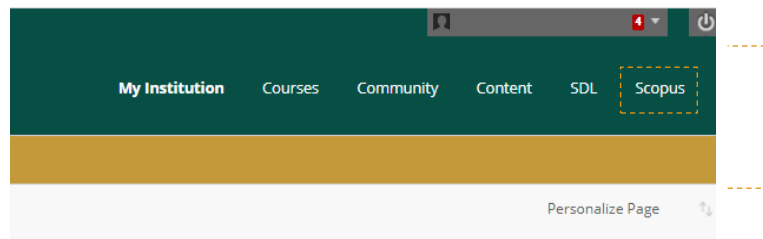


Scopus®



Dear Faculty Members and Researchers,
To access the Scopus database, kindly follow the steps:

1. Go to the Blackboard system & sign in with your username and password
2. Click the Scopus link to the top right of the page

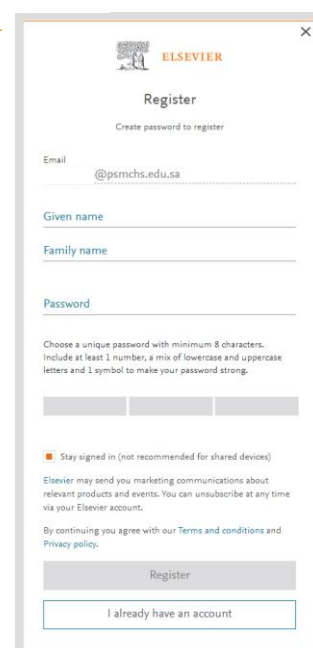
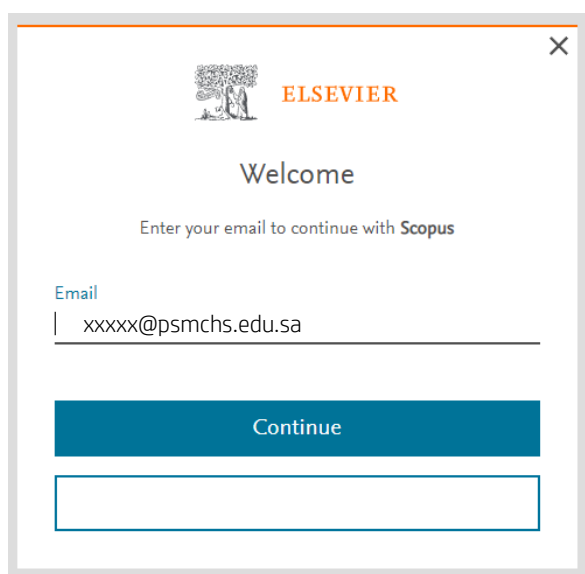


External URL: <https://www.scopus.com>

The target cannot be opened within frame therefore it will be opened in a new window. Make sure your browser doesn't block the popup window.

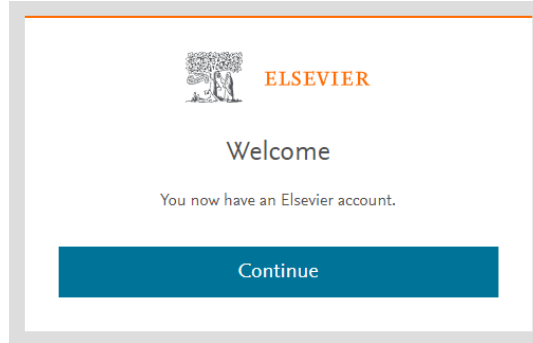
3. You need to allow the Pop-ups and redirects from site settings
Then you will be redirected to the Scopus Database

3. Click to create an account with your College email (your name and password). Choose Stay signed in, then Click register.





4. Check your inbox, you will receive a welcome email from Elsevier.



5. Now your login is *successful*.

6. You will notice that PSMCHS name is at the top right of the Scopus home page.



Start exploring

Discover the most reliable, relevant, up-to-date research. All in one place.

[Documents](#) [Authors](#) [Affiliations](#)

Search within
Article title, Abstract, Keywords

Search documents *

Search Sources SciVal FA

Brought to you by
 Prince Sultan Military College of Health Sciences, General Access